



# DE PARK

**Parking.** Surprisingly simple.



DATA SHEET **DE-40**



**DE-40** (without pit)

**SMART AND ELEGANT SOLUTION  
TO DOUBLE THE NUMBER OF PARKING SPACES**

Dependent Car Parking System on 2 levels  
with an interactive control

**A**

**Analogue Parking Technologies**

Made in Germany

## SINGLE UNIT for 2 vehicles

A modular design solution with at least 1 segment for 2 vehicles offers a high flexibility due to any extensions of segments.



- Suitable for **condominiums, hotels** (short and long term parking), **Car-Sharing and Valet-Parking**.
- The **parking spaces on the platforms** are for **trained and permanent users only**.
- **Indoor-Installation only**.

**DE-40** (no pillars in the driving area) is our dependent Car Parking System with **horizontal accessible platforms on two parking levels**, installed above ground, without **pit**.

The **vehicle below** is directly parked **on the ground**.

## VEHICLE WEIGHT (max.)



### Standard

- 2000 kg, 500 kg wheel load

### Optional

- 2600 kg, 650 kg wheel load



## Our Standard Design for you!

**LEVEL PLATFORMS** instead of TRAPEZOIDAL SHEETS

**PUSH BUTTONS** instead of KEY-SWITCHES



**EASY TO PLAN** with space-saving construction.



**EASY TO INSTALL** with minimized parts construction.

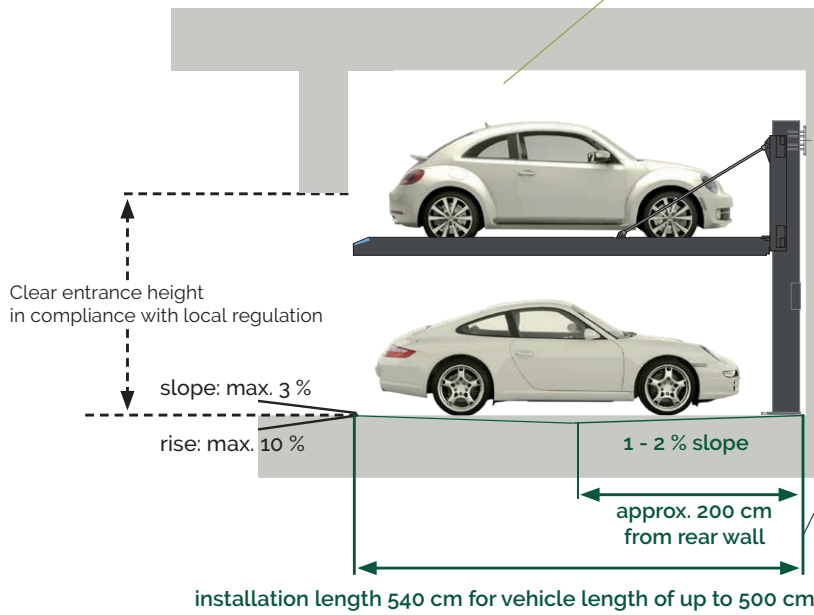


**EASY TO USE** due to barrier free construction.

DIMENSIONS in cm

## LENGTH DIMENSIONS

A free space below the ceiling is necessary if on-site installations are required, such as lines, pipes or sprinklers. Please contact us, we will be glad to give you advise.




### Drainage

Please provide 1 to 2 % slope in the floor. Distance for drainage in the area of approx. 200 cm from the back wall.

### Installation length

Installation length of min. 540 cm for vehicle length of up to 500 cm is required. For larger vehicles an installation length of min. 550 cm or 560 cm is recommended. This enables also larger safety distances, if newer, longer vehicles are purchased.

## HEIGHT DIMENSIONS

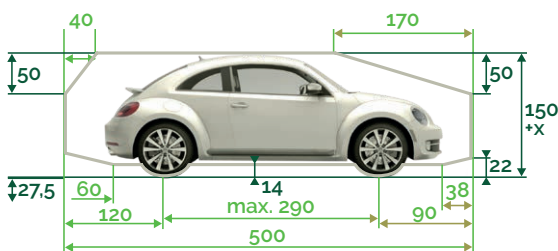


H = clear height  
C1 = vehicle height bottom\*  
C2 = vehicle height top\*

Other dimensions available on request.

H	C1	C2		C1	C2		C1	C2
320	150	150		-			-	-
330	160	150		-			-	-
340	170	150	or	160	160		-	-
350	180	150	or	170	160		-	-
360	190	150	or	180	160	or	170	170
370	200	150	or	190	160	or	180	170

## CLEARANCE PROFILE



### \*Vehicle height

Higher cars can be parked on the platform above in case of more ceiling height.

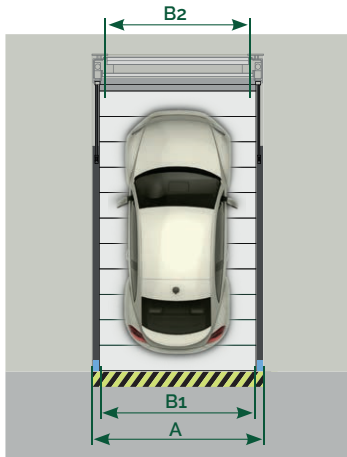
The total vehicle height, including the roof rack, antenna, etc., must not exceed the mentioned maximum height values.

Lowered vehicles and cars with front spoilers can only be parked up to a limited extent. Please contact DE-PARK.

All dimensions are minimum finished dimensions.

Allow for tolerances to VOB Part C (DIN 18330, 18331) and additionally DIN 18202 (+ 30 mm / 0 mm).

**WIDTH DIMENSIONS**



system width A	parking width B1*	parking width B2**
250 cm	230 cm	220 cm
260 cm	240 cm	230 cm
270 cm	250 cm	240 cm
280 cm	260 cm	250 cm
290 cm	270 cm	260 cm
300 cm	280 cm	270 cm

\*B1: Usable parking width  
 \*\*B2: Parking width as per GaVo regulations

SINGLE UNIT for 2 vehicles

- Tolerance of dimensions on the construction site = 0 to + 3 cm.
- The width of driving lanes must comply with local regulations.
- We recommend a parking width of at least 250 cm for a comfortable parking.

The **single units** can be arranged in a **modular design** according to the available space.

The Car Parking System provides **efficient installation and use of space without interfering pillars** in the driving area. **Easy access for car and driver.**

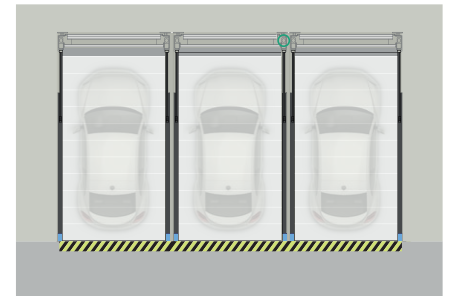
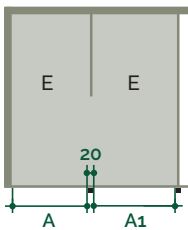


Fig. above: 3x SINGLE UNIT for 6 vehicles

**WIDTH DIMENSIONS | GARAGES with pillars in front of the parking surface**



Exemplary illustration with a pillar of 20 cm.

wall to pillar A	pillar to pillar A1	= parking width B1
250 cm	240 cm	230 cm
260 cm	250 cm	240 cm
270 cm	260 cm	250 cm
280 cm	270 cm	260 cm
290 cm	280 cm	270 cm
300 cm	290 cm	280 cm

S = single unit for 2 vehicles

**CONTROL AND OPERATION**



**THE NEW GENERATION: OPERATION VIA PUSH-BUTTONS**

**More comfort and more safety**

by using of an interactive, innovative control unit with two push buttons (lifting and lowering), an emergency stop, a key-switch for system release and illumination to visualize the system status easily.

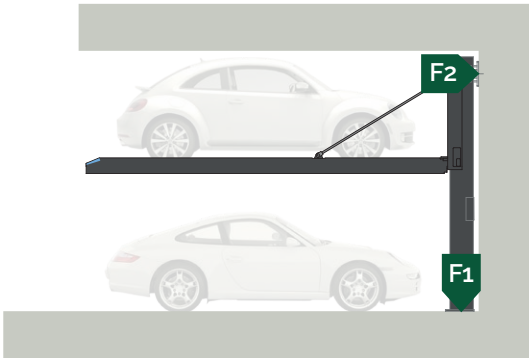
Choose your parking space easily by pushing the buttons (keep pressed push buttons for lifting and lowering).

**Mounting**

**of the control unit:**

Wall mounting (in-wall or surface mounted) or with a control column unit.

**CONSTRUCTION REQUIREMENTS** (see also planning notes)



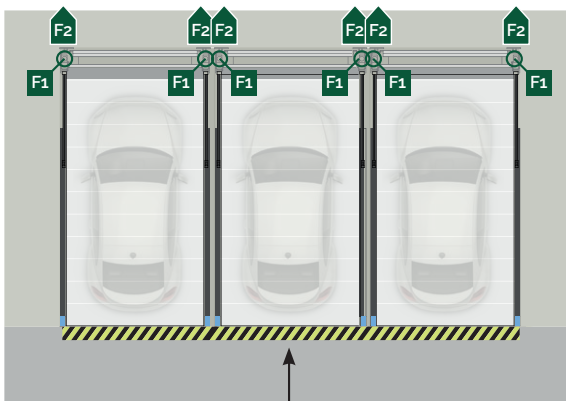
**FORCES TO THE STRUCTURE**

	2000 kg	2600 kg
<b>F1</b>	20 kN	25 kN
<b>F2</b>	20 kN	25 kN

- The forces apply to one pillar.
- If pillars are next to each other the figure double, as both pillars are fixed in one point.

**ANCHORING & FLOOR REQUIREMENTS**

The systems are directly anchored into the floor and on the rear wall with heavy duty anchor bolts. The depth of the drill hole is approx. 13 cm. The base plate thickness must be minimum 20 cm with a concrete quality according to the static requirements of the building. Minimum requirement of the concrete quality is C20/25. The precise position of the load application points is available on request.



A yellow-black marking in front of each grid, 10cm wide, according to ISO 3864 has to be provided (on-site)

**OPENINGS AND WALLS**

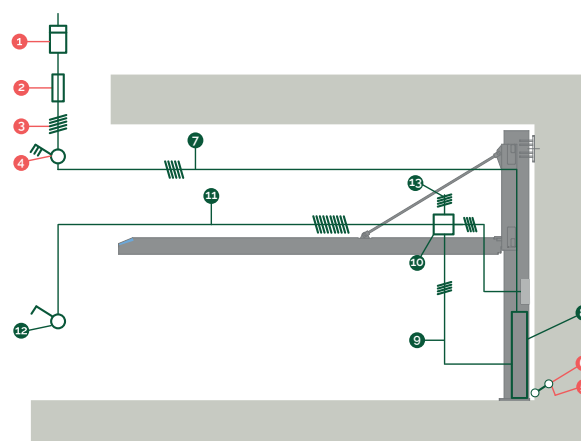
In case of partition walls, 15 x 15 cm opening for electric cables and hydraulic pipes is necessary. Please do not close off opening after installation. Walls on the entry side and rear are to be made of concrete and completely flat (without protruding parts).

**ELECTRIC INSTALLATION**

**To be provided from customer:**

Item	Description
1	Electric meter
2	Fuse or automatic circuit breaker according to DIN VDE 0100, part 430, 16 A slow
3	Supply line to main switch 3 PH + N + PE according to local regs.
4	Main switch lockable
5	Connection for the protective potential equalization according to DIN 60204
6	Protective bonding all 10 m

Item 7 to 13: Components are part of DE-PARK's scope of delivery.



**Power supply and system performance**

- power supply: 400 Volt, 50 Hz, 3 phase
- system performance: 3,0 kW



**PLANNING NOTES****Hydraulic unit**

Placement next to the system, in partition walls or on the wall (wall recess, niche). Otherwise, an additional space is defined when planning.

Space required (length x height x depth)

- approx. 110 cm x 150 cm x 35 cm

**Maintenance, cleaning and prevention**

The systems must be serviced and cleaned regularly according to our operating instructions. Please ensure that there is sufficient drainage.

**Safety fences • Barriers**

Must be installed in the pedestrian area, accessible areas around the system as per DIN EN ISO 13857 (on site, also during the installation).

**Ventilation & Lighting**

The parking garage must be adequately ventilated and illuminated on site as per regulations.

**Temperature**

Temperature range from - 5 to + 40° C.  
Relative humidity max. 80 %. Please contact DE-PARK in case of different conditions.

**Noise emissions**

According to the noise insulation regulations for buildings to DIN 4109, a value of 30 dB (A) must be complied with in occupied rooms and spaces.

You receive a sound insulation package with the system for the required 30 dB (A) insulation of the structure is also necessary. Sound reduction index min.  $R_w = 57$  dB.

**Fire safety**


The garage design must fulfil the regional fire safety provisions. The requirements can vary. Therefore the situation must be clarified and information obtained in advance by the customer and then agreed and coordinated.

**Declaration of conformity**

Car Parking Systems of DE-PARK are conform to EG-Machinery Directive 2006/42/EG and to DIN EN 14010 (safety).

**DE PARK**

Parking. Surprisingly simple.

[www.de-park.com](http://www.de-park.com)

DE-PARK GmbH • Zschortauer Str. 76 • DE-04129 Leipzig

Tel.: +49 (0) 341 - 600 16 600 • Fax: +49 (0) 341 - 600 16 602 • [info@de-park.com](mailto:info@de-park.com)